

The Eaton logo is displayed in white, bold, sans-serif capital letters. The letter 'A' is stylized with a triangle pointing upwards through its center. The logo is positioned in the upper left quadrant of the page, overlaid on a blue background featuring a white technical line drawing of an aircraft engine and its associated piping and electrical systems.

**Aerospace**

Aeroquip® Brand Aluminum  
Compression Crimp Fittings



# Table of Contents

666/667 Medium Pressure Teflon Hose and Aluminum Compression Crimp Fittings .....	2
Aluminum Crimp Fittings .....	3
Flared Fittings .....	4
Flared Fitting Hose Assemblies Part Numbers Swivel to Swivel (Per MIL-DTL-25579 and MIL-DTL-27267) .....	5
Globeseal™ Flareless Fittings .....	6
Flareless Fitting Hose Assemblies Part Numbers Swivel to Swivel (Per MIL-DTL-25579 and MIL-DTL-27267) .....	7
How to Order Hose, Fittings and Assemblies .....	8

# 666/667 Medium Pressure Teflon Hose and Aluminum Compression Crimp Fittings

Eaton's Aeroquip™ Brand light-weight, low profile aluminum compression crimp fittings are available with Eaton's 666/667 medium pressure Teflon® hoses. This hose/fitting combination has been qualified and approved to MIL-DTL-25579C through -16 size. Eaton's medium pressure Teflon hoses are widely used in today's aerospace industry. Hose assemblies with aluminum compression crimp fittings are suitable for temperatures ranging from -65°F to +275°F (-54°C to +135°C) with various types of fluids.

The unique combination of the "ramped" nipple and the crimping pattern used on the aluminum compression crimp fitting results in superior fitting retention under pressure. Burst pressure tests indicate that extreme pressures will result in "free hose" bursts rather than fitting blow-off. The fitting design effectively traps and holds the wire reinforcement of the hose in the area of the ramp on the fitting nipple. This assures that it will withstand pressures up to 4 times rated operating pressure.

## General Characteristics – Chemical Resistance:

Eaton's Aeroquip Brand Teflon hoses are unaffected by all fuels, oils, alcohols, coolants or solvents commonly used in aircraft. In addition, they are inert to acids both concentrated and diluted and propellants used in missiles.

The Teflon liner has sufficient conductivity to prevent electro-

statically induced hose failures. The tube is capable of conducting a direct current equal to or greater than 10 micro-amps in sizes -4,-6,-8 and 20 micro-amps in size -10 and above with a potential of 1000 volts.

The Eaton method of construction of Teflon hose results in a lower volumetric expansion than any elastomer hose. This assures maximum response efficiency in ballistics ejection systems, and brake systems, where there can be no softness under shock load.

Inherent resiliency and toughness are ensured in the extruded tube by close control of factors affecting crystallinity. Additional structural strength is supplied in Teflon hoses by the tightly braided stainless steel wire reinforcement. The result is a light-weight hose able to withstand prolonged flexing and vibration under all service conditions.

The extruded Teflon tube has a tough, smooth, wax-like texture which resists erosion. No materials of a sticky or viscous nature will stick to its surface.

Teflon hose has essentially zero moisture absorption. This together with its chemical inertness and anti-adhesive characteristics make it ideal for missile fluid systems where non-contamination and cleanliness are essential, and for pneumatic systems when maintenance of low dew point is necessary.

Service and shelf life of Eaton's Aeroquip Brand Teflon hoses are unlimited for all practical purposes. However, experience

has shown that service life on impulsive applications may eventually be limited by fatigue in the wire reinforcement. Maximum service life on such applications is best determined by the operator, based on his experience.

## Application Data:

Eaton's Aeroquip Brand 666/667 medium pressure Teflon hose may be used for all hydrocarbon fuel systems. The rate of effusion of gases and resistance to capillary leakage of fluid through the hose lines is controlled by a proprietary extrusion method used to produce the Teflon hose liners.

## Other Special Applications:

The Teflon hose shown in this bulletin is rated according to the listed specifications. These various ratings are for specific service conditions involving specified temperature, pressure and impulse conditions. In many cases a specific rating can be successfully exceeded if other variables are modified. Thus a higher operating pressure might be allowable if temperature and impulse life are modified or, similarly, operating temperature may be raised if pressure or surge conditions are reduced.

Eaton's 666/667 medium pressure Teflon hose is also used in hydraulic and pneumatic applications at pressures up to 1500 psi. For hose data, see Page 3.

## Hose in accordance with MIL-DTL-27267

### Operating Temperatures:

-65°F to +275°F (-54°C to +135°C) fluid and ambient with aluminum fittings.

### Construction:

Inner tube...Teflon resin.  
Stainless steel reinforcement.

666 Hose – Type 300 Series stainless steel wire braid outer cover.

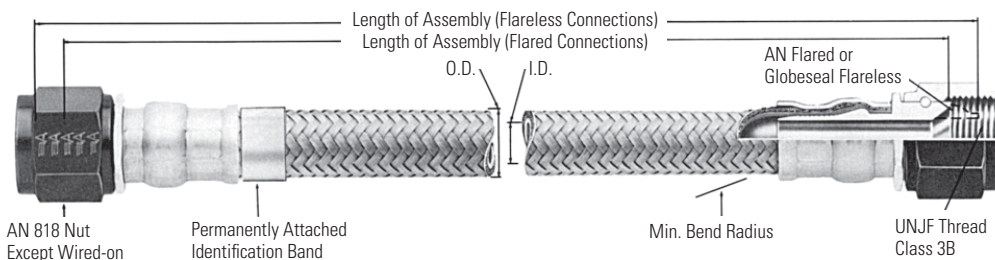
667 Hose – two layers of Type 300 Series stainless steel wire braid.

### Identification:


Identification bands show specification number, manufacturers code number, operating pressure and other required information.

### Specification:

Eaton's Aeroquip Brand medium pressure assemblies with 666 and 667 Teflon hose and Aluminum Compression Crimp fittings comply with the MIL-DTL-25579 industry standard for 1500 psi, high temperature lines for aircraft and missile fluid systems and for ground support use where temperatures do not exceed +275°F (+135°C).



# Aluminum Crimp Fittings



The unique combination of the “ramped” nipple and the crimping pattern used on the aluminum compression crimp fitting results in superior fitting retention under pressure. The fitting design effectively traps and holds the wire reinforcement of the hose in the area of the ramp on the fitting nipple.

Eaton’s aluminum compression crimp fittings are available in both flared and flareless types to mate with AS4395 and AS33514 end connections. In addition, elbow fittings are available in standard 45° and 90° styles. Special elbows, crosses, tees, wyees, adapters, bosses, etc. may be made for custom installations.

## Fitting Standard Material Specifications

	Material	Specification
Nut	2024-T851 Alum.	QQ-A-225/6 or AMS 4119
Shoulder (flareless)	6061-T651 or T6 Alum.	QQ-A-225/8 or AMS 4117
Wire	CRES (305)	AMS5685
Elbow	6061-T6 Alum.	
Bent Tube	6061-T6 Alum.	WW-T-700/6 or AMS 4082
Forged	6061-T6 Alum.	QQ-A-367 or AMS 4127
Nipple		
Straight	2024-T851 Alum.	QQ-A-225/6 or AMS 4119
Elbow	6061-T651 or T6 Alum.	QQ-A-225/8 or AMS 4117
Socket	CRES (304)	QQ-S-763 or AMS 5565

## Matched for Matchless Performance

Eaton’s Aeroquip Brand fitting tolerances are engineered to match Eaton’s Aeroquip Brand hose tolerances, therefore the use of Eaton’s fittings and/or the use of Eaton’s hoses with fittings supplied by other manufacturers, expressly voids any responsibility on the part of the Eaton Corporation for performance of the complete hose line assembly.

## 666/667 Hose Data



Also available in Non-Conductive Hose for gaseous and liquid oxidizing systems.

\*With internal support coil, contact Eaton

Dash Size	-8	-10	-12	-16
Part Number	666-8	666-10	666-12	667-16
Hose I.D. (inches)	.406	.500	.625	.875
Hose O.D. (Max. inches)	.585	.687	.812	1.140
Fluid Operating Pressure (psi)	1500	1500	1000	1250
Vacuum Data (max. inches Hg)	28	28	28*	28*
Proof Pressure (psi)	3000	3000	2000	2500
Min. Burst Pressure (psi)	8000	7000	5000	5000
Min. Bend Radius (inches)	4.62	5.50	6.50	7.38
Weight per Inch (lbs.)	.0121	.0166	.0205	.0431

# Flared Fittings



Socket must be ordered separately under Eaton's Part Number AE21498 (letter size code same as nipple assembly).

Socket AE21498 (Code)

	NIPPLE		MAX.		NOM.	MIN.	THREAD	HEX	WEIGHT	
	HOSE	ASSEMBLY	A	C	D	H	F/R*	"T"	Y	LBS.
Straight 	666-8	AE23649H	1.61	.43	.340		.750-16UNJF-38	.88	.064	
	666-10	AE23649J	1.80	.50	.430		.875-14UNJF-3B	1.00	.088	
	666-12	AE23649K	1.96	.57	.548		1.062-12UNJF-3B	1.25	.134	
	667-16	AE23649M	2.32	.60	.778		1.3125-12UNJF-3B	1.50	.205	
Forged  AE23653H-45°	666-8	AE23653H	2.27	.43	.465	.340	.625	.750-16UNJF-3B	.88	.080
Bent Tube  AE23653J, K, M, 45° Bent Tube Elbow	666-10	AE23653J	2.30	.50	.536	.430	.625	.875-14UNJF-3B	1.00	.094
	666-12	AE23653K	2.74	.57	.623	.548	.844	1.0625-12UNJF-3B	1.25	.145
	667-16	AE23653M	3.10	.63	.660	.778	.969	1.3125-12UNJF-3B	1.50	.228
Forged  AE23657H 90°	666-8	AE23657H	1.80	.43	.830	.340	.625	.750-16UNJF-3B	.88	.084
Bent Tube  AE23657J, K, M, Bent Tube Elbow	666-10	AE23657J	2.12	.50	1.126	.430	.625	.875-14UNJF-3B	1.00	.098
	666-12	AE23657K	2.61	.57	1.376	.548	.844	1.062-12UNJF-3B	1.25	.156
	667-16	AE23657M	3.02	.63	1.500	.778	.969	1.3125-12UNJF-3B	1.50	.238

All dimensions in inches

**NOTE:**

Fitting weights include sockets

max. A= maximum length of fitting including socket when fitting is assembled on hose.

nom. D= nominal drop dimensions-

Tolerance is  $\pm .020$ " on forged fittings and  $\pm .035$ " on bent tube fittings.

\*R= radius of elbow measured to centerline (bent tube)

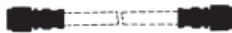






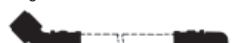



F= distance across flats (forged)

Socket must be ordered separately under Eaton's Part Number AE21498 (letter size code same as nipple assembly)

# Flared Fitting Hose Assemblies Part Numbers

## Swivel to Swivel

(Per MIL-DTL-25579 and MIL-DTL-27267)

		DASH		ASSEMBLY	NIPPLE A	NIPPLE B
A	B	SIZE	MATERIAL	BASE NO.	PART NO.	PART NO.
		-8 thru -16	Alum.	AE3660340	AE23649	AE23649
Forged						
		-8	Alum.	AE3660360	AE23649	AE23653
Bent Tube						
		-10 thru -16	Alum.	AE3660360	AE23649	AE23653
Forged						
		-8	Alum.	AE3660350	AE23649	AE23657
Bent Tube						
		-10 thru -16	Alum.	AE3660350	AE23649	AE23657
Forged						
		-8	Alum.	AE6279	AE23653	AE23653
Bent Tube						
		-10 thru -16	Alum.	AE6279	AE23653	AE23653
Forged						
		-8	Alum.	AE6280	AE23653	AE23657
Bent Tube						
		-10 thru -16	Alum.	AE6280	AE23653	AE23657
Forged						
		-8	Alum.	AE6281	AE23657	AE23657
Bent Tube						
		-10 thru -16	Alum.	AE6281	AE23657	AE23657

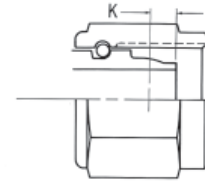
# Globeseal™ Flareless Fittings



Socket AE21498 (Code)

Socket must be ordered separately under Eaton's Part Number AE21498 (letter size code same as nipple assembly)

Distance to Sealing Point



K = gauge point location per NAS 1760

	HOSE	NIPPLE ASSEMBLY	MAX.		NOM.	MIN.	K	F/R*	THREAD	HEX	WEIGHT
			A	C	D	H			"T"	Y	
<b>Straight</b>											
	666-8	AE23651H	1.90	.15	.340	.189			.750-16UNJF-38	.88	.063
	666-10	AE23651J	2.10	.22	.430	.201			.875-14UNJF-3B	1.00	.095
	666-12	AE23651K	2.40	.15	.548	.228			1.0625-12UNJF-3B	1.25	.152
	667-16	AE23651M	2.84	.08	.778	.297			1.3125-12UNJF-3B	1.50	.236
<b>Forged</b>											
	666-8	AE23655H	2.47	.15	.668	.340	.134	.625	.750-16UNJF-3B	.88	.083
	AE23655H-45°										
<b>Bent Tube</b>											
	666-10	AE23655J	2.55	.22	.793	.430	.142	.625	.875-14UNJF-3B	1.00	.101
	666-12	AE23655K	3.05	.15	.934	.548	.161	.844	1.0625-12UNJF-3B	1.25	.158
	667-16	AE23655M	3.50	.08	1.051	.778	.210	.969	1.3125-12UNJF-3B	1.50	.243
AE23655J, K, M, 45° Bent Tube Elbow											
<b>Forged</b>											
	666-8	AE23659H	1.80	.15	1.121	.340		.625	.750-16UNJF-3B	.88	.086
	AE23659H 90°										
<b>Bent Tube</b>											
	666-10	AE23659J	2.12	.22	1.488	.430		.625	.875-14UNJF-3B	1.00	.104
	666-12	AE23659K	2.61	.15	1.816	.548		.844	1.0625-12UNJF-3B	1.25	.166
	667-16	AE23659M	3.01	.08	2.054	.778		.969	1.3125-12UNJF-3B	1.50	.252
AE23659J, K, M, Bent Tube Elbow											

All dimensions in inches

**NOTE:**

Fitting weights include sockets

max. A= maximum length of fitting including socket when fitting is assembled on hose.

nom. D= nominal drop dimensions-

Tolerance is ±.020" on forged fittings and ±.035" on bent tube fittings.

\*R= radius of elbow measured to centerline (bent tube)

F= distance across flats (forged)

# Flareless Fitting Hose Assemblies Part Numbers

## Swivel to Swivel

(Per MIL-DTL-25579 and MIL-DTL-27267)

		DASH	ASSEMBLY	NIPPLE A	NIPPLE B	
A	B	SIZE	MATERIAL	BASE NO.	PART NO.	PART NO.
		-8 thru -16	Alum.	AE3660370	AE23651	AE23651
Forged						
		-8	Alum.	AE3660390	AE23651	AE23655
Bent Tube						
		-10 thru -16	Alum.	AE3660390	AE23651	AE23655
Forged						
		-8	Alum.	AE3660380	AE23651	AE23659
Bent Tube						
		-10 thru -16	Alum.	AE3660380	AE23651	AE23659
Forged						
		-8	Alum.	AE6282	AE23655	AE23655
Bent Tube						
		-10 thru -16	Alum.	AE6282	AE23655	AE23655
Forged						
		-8	Alum.	AE6283	AE23655	AE23659
Bent Tube						
		-10 thru -16	Alum.	AE6283	AE23655	AE23659
Forged						
		-8	Alum.	AE6284	AE23659	AE23659
Bent Tube						
		-10 thru -16	Alum.	AE6284	AE23659	AE23659

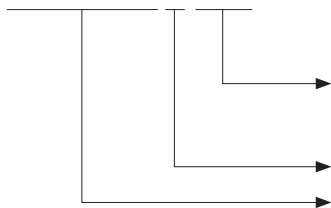
For complete ordering instructions, see next page.

# How to Order Hose, Fittings and Assemblies

## Basic assembly numbers

The basic part numbers shown here represent standard configurations with materials, markings, and cleaning requirements conforming to MIL-DTL-25579. If requirements differ from these standards, the hose assemblies ordered will be assigned new numbers by Eaton.

### AE3660000 E 0184

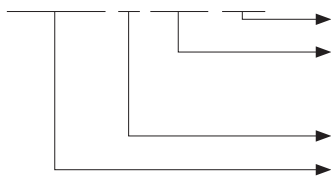


#### Sample part number:

Straight and single elbow assemblies:

- Assembly length. Always four digits; last digit indicates fractional length in 1/8's of an inch.
- Hose Letter Code
- Basic Style number

### AE6000 G 0184 180

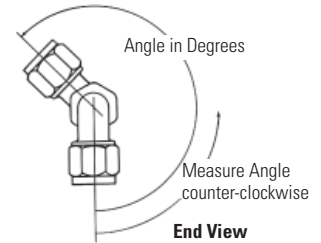


#### Double elbow assemblies:

- Position angle (angle of rotation)
- Assembly Length. Always four digits, last digit indicates fractional length in 1/8's of an inch.
- Hose letter Code
- Basic Style Number

## Position angle

On assemblies with an elbow fitting on each end, measure the position angle as shown above and suffix the angle to the basic style number. In all cases, the angle should be expressed in 3 digits. For example, 35° should be written as 035. If the angle desired is 0°, specify 000.



## Fittings

### AE21502 H

Basic Fitting Number	←	AE21502	→	Hose Dash Size	-8	-10	-12	-16
				Letter Code	H	J	K	M

**Eaton Corporation**  
**Aerospace Operations**  
3 Park Plaza, Suite 1200  
Irvine, California 92614  
Phone: (949) 253-2117  
Fax: (949) 253-2111  
[www.aerospace.eaton.com](http://www.aerospace.eaton.com)

**Eaton Corporation**  
**Conveyance Systems Division**  
300 South East Avenue  
Jackson, Michigan 49203-1972  
Phone: (517) 787-8121  
Fax: (517) 787-5758

**Eaton Corporation**  
**Conveyance Systems Division**  
Route 2 Box 361  
Meadowbrook Road  
Eastanollee, Georgia 30538  
Phone: (706) 779-3351  
Fax: (706) 779-2638

**Eaton Corporation**  
**Conveyance Systems Division**  
11642 Old Baltimore Pike  
Beltsville, Maryland 20705  
Phone: (301) 937-4010

**Eaton Corporation**  
**Conveyance Systems Division**  
15 Pioneer Ave.  
Warwick, Rhode Island 02888  
Phone: (401) 781-4700

**Eaton Corporation**  
**Conveyance Systems Division**  
671 W. 17th Street  
Costa Mesa, California 92627  
Phone: (949) 548-3421  
Fax: (949) 752-2997

**Eaton LTD**  
**Conveyance Systems Division**  
Broad Ground Road  
Lakeside  
Redditch  
Worcs B98 8YS  
England  
Phone: (44) 152-751-7555  
Fax: (44) 152-751-7556

**Eaton S.A.**  
**Conveyance Systems Division**  
2 Rue Lavoisier BP 54 78310  
Coignieres, France  
Phone: (33) 1-30-69-3000

**Eaton LTD**  
**Conveyance Systems Division**  
Chemin De Pau  
64121 Serres-Castet  
France  
Phone: (33) 559-333-864  
Fax: (33) 559-333-865

**Eaton LTD**  
**Conveyance Systems Division**  
Posttack 1026  
Carl -Benz-Strasse 9  
D-82205 Gilching  
Germany  
Phone: 49 (0) 8105-750  
Fax: 49 (0) 8105-7555

**Vickers Systems Pte Ltd**  
**Conveyance Systems Division**  
Lot 512, Jalan Delima, Batamindo  
Industrial Park  
Batam 29433, Indonesia  
Phone: (62) 611823

